An illustration on the left side of the poster shows a collection of face masks. At the top, there are two blue surgical masks with white elastic straps. Below them is a green cloth mask with white ties. Further down are two more blue surgical masks, and at the bottom is another green cloth mask. The masks are arranged in a vertical, slightly overlapping manner.

HOW TO PUT ON, USE, TAKE OFF AND DISPOSE OF A MASK





World Health
Organization



When to use a **surgical face mask** or **FFP3 respirator**

When caring for patients with **suspected or confirmed COVID-19**, all healthcare workers need to – prior to any patient interaction – assess the infectious risk posed to themselves and wear the appropriate personal protective equipment (PPE) to minimise that risk.

This is the information that most readily applies to care home services

When to use a surgical face mask 	When to use an FFP3 respirator 
<p>In cohorted area (but no patient contact)</p> <p>For example: Cleaning the room, equipment cleaning, discharge patient room cleaning, etc</p> <p>PPE to be worn</p> <ul style="list-style-type: none"> • Surgical face mask (along with other designated PPE for cleaning) 	<p>When carrying aerosol generating procedures (AGP) on a patient with possible or confirmed COVID-19</p> <p>In high risk areas where AGPs are being conducted (eg: ICU)</p> <p>The AGP list is:</p> <ul style="list-style-type: none"> • Intubation, extubation and related procedures such as manual ventilation and open suctioning • Tracheotomy/tracheostomy procedures (insertion/open suctioning/removal) • Bronchoscopy • Surgery and post-mortem procedures involving high-speed devices • Some dental procedures (such as high-speed drilling) • Non-Invasive Ventilation (NIV) such as Bi-level Positive Airway Pressure (BiPAP) and Continuous Positive Airway Pressure ventilation (CPAP) • High-Frequency Oscillating Ventilation (HFOV) • High Flow Nasal Oxygen (HFNO), also called High Flow Nasal Cannula • Induction of sputum <p>PPE to be worn</p> <ul style="list-style-type: none"> • FFP3 respirator • Long sleeved disposable gown • Gloves • Disposable eye protection
<p>Close patient contact (within one metre)</p> <p>For example: Providing patient care, direct home care visit, diagnostic imaging, phlebotomy services, physiotherapy, etc</p> <p>PPE to be worn</p> <ul style="list-style-type: none"> • Surgical face mask • Apron • Gloves • Eye protection (if risk of contamination of eyes by splashes or droplets) 	<p>Always fit check the respirator</p>
<p>REMEMBER</p> <ul style="list-style-type: none"> • PPE should be put on and removed in an order that minimises the potential for self-contamination • The order for PPE removal is gloves, hand hygiene apron or gown, eye protection, hand hygiene, surgical face mask or FFP3 respirator, hand hygiene 	

WHEN TO USE A MASK

For healthy people wear a mask **only if you are taking care of a person with suspected 2019-nCoV infection**


Wear a mask, **if you are coughing or sneezing**

Masks are effective only when used **in combination with frequent hand-cleaning** with alcohol-based hand rub or soap and water

If you wear a mask then you **must know how to use it and dispose of it properly**



World Health
Organization



HOW TO PUT ON, USE, TAKE OFF AND DISPOSE OF A MASK

**Before putting on a mask,
clean hands with alcohol-
based hand rub or soap
and water**



World Health
Organization

HOW TO PUT ON, USE, TAKE OFF AND DISPOSE OF A MASK

**Cover mouth and nose
with mask and **make sure**
there are no gaps
between your face and
the mask**




HOW TO PUT ON, USE, TAKE OFF AND DISPOSE OF A MASK

**Avoid touching the mask
while using it;
if you do, clean your
hands with alcohol-based
hand rub or
soap and water**



HOW TO PUT ON, USE, TAKE OFF AND DISPOSE OF A MASK

Replace the mask with a new one as soon as it is damp and do not re-use single-use masks



HOW TO PUT ON, USE, TAKE OFF AND DISPOSE OF A MASK

To remove the mask: **remove it from behind** (do not touch the front of mask); **discard immediately in a closed bin**; **clean hands** with alcohol-based hand rub or soap and water



World Health
Organization